


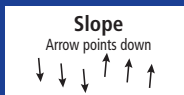

Vale do Lobo Ocean Golf Course



Your guide to mastering Ocean Golf Course

DISTANCE GUIDE BY  CourseMaster

KEY



- ▶ All fairway measurements are in meters to the front of the green. Measurements are taken from playing line opposite point unless otherwise noted.
- ▶ The greens on the hole diagrams are proportionately larger for reasons of clarity. Green width measurements are taken from the widest part of the green.

CourseMaster

GOLF HOLIDAYS INTERNATIONAL LTD
www.golfholidaysonline.com

CALLE JAEN, 29670 SAN PEDRO DE ALCANTARA, MARBELLA (MALAGA), SPAIN

TEL: (+34) 952 853 227 • FAX: (+34) 952 852 228

215 MALVIEW DRIVE, SALT SPRING ISLAND, B.C. V8K 1B7

TELEPHONE: (250) 537-4754 • FAX: (250) 537-4751

info@coursemastergolfholidays.com

www.coursemastergolfholidays.com

© COPYRIGHT 2005, COURSE MASTER GOLF LTD. ALL RIGHTS RESERVED.

1

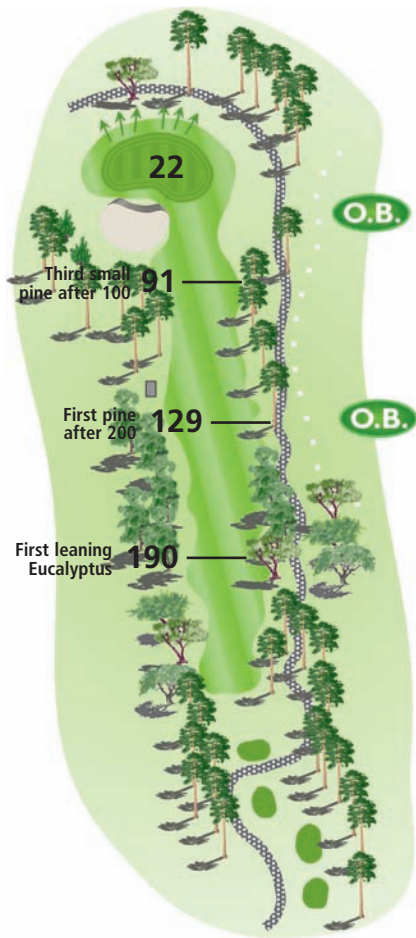
Tip from the Pro

One of the hardest par 4 opening holes in Portugal. Stoke index 1 and it plays it! Slight dog leg left, downhill from the tee. Your tee shot must be on the left hand side of the fairway, anywhere on the right will leave a very difficult second shot to this green.

This hole plays much longer than it looks so best to play one more club than you think for the second shot. The green is wide but not very deep, with a green side bunker ready to catch any miss hit shots.

Width of green: 29 m
Length of green: 22 m

Length:	423	394	351
Par:	4	4	4
S.I.:	1	1	1



2

Length:	287	281	263
Par:	4	4	4
S.I.:	9	9	9

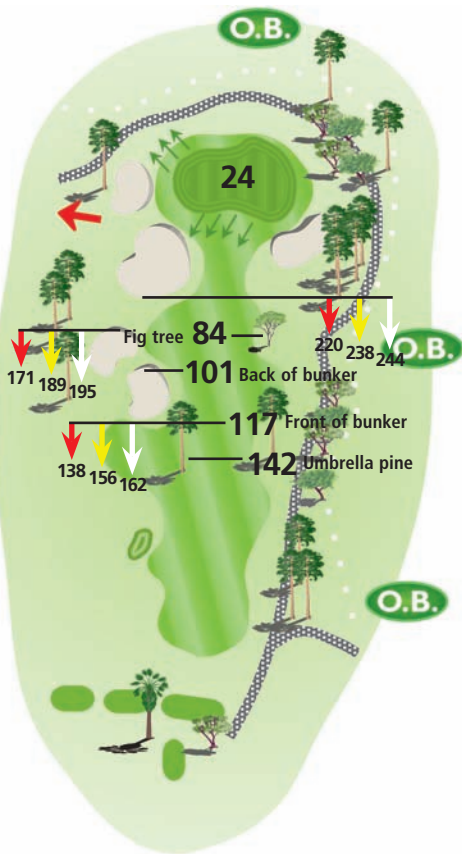
Tip from the Pro

A fairly short par 4, OB all the way down the right. The green is tucked away to the right. There are two wonderful pine trees on each side of the fairway, your tee shot of best hit over the right side of the left hand tree.

This puts you in a great position to fly your short second shot to the green.

The green is large so don't be short, as the ball will finish up in the little gully at the front of the green. This will leave you a very delicate pitch up to the green.

Width of green: 24 m
Length of green: 24 m



3

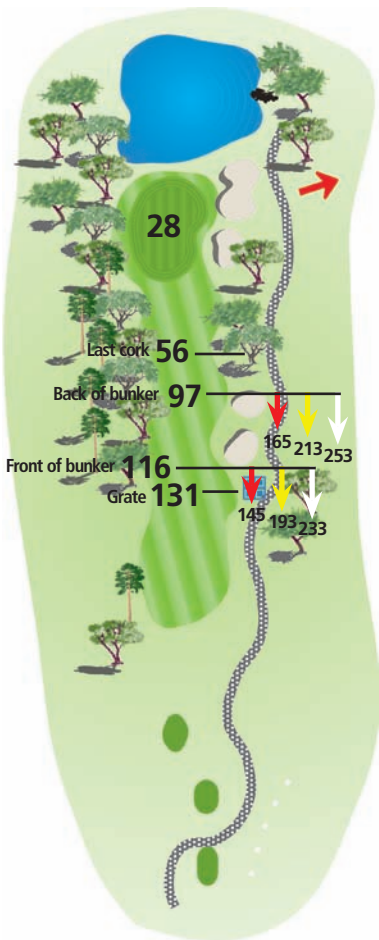
Tip from the Pro

Elevated tee shot, looking down this hole, you will see the ocean, cork trees, and a very old well. The views are some of the best on this opening first nine. This hole looks easy, but it's far from it. The tee shot must be played just short of the two bunkers on the right hand side of the fairway, the approach shot is a short iron to a well bunked green with a water hazard at the back.

Play with caution and you might walk away with a birdie!!

Width of green: 16 m
Length of green: 28 m

Length:	343	303	255
Par:	4	4	4
S.I.:	11	11	1



4

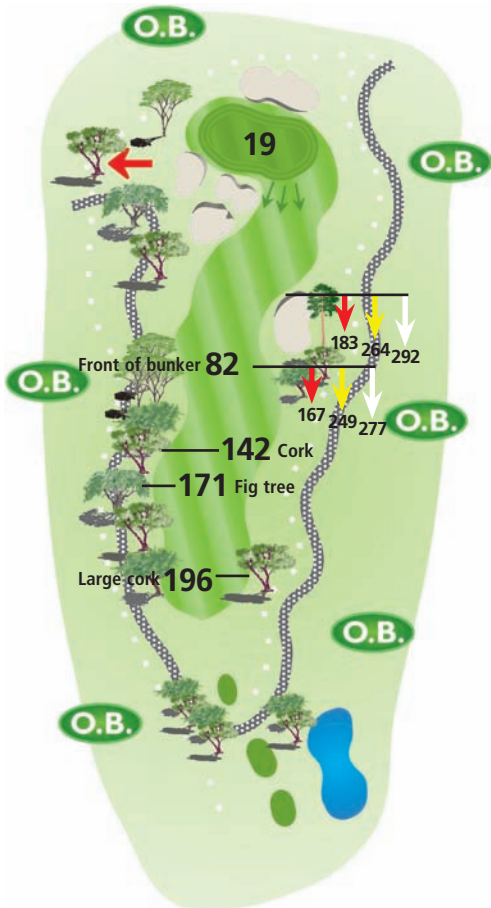
Tip from the Pro

This tee points you in the directions of the inland hillside, once again beautiful views, this time of the Algarvian countryside. The hole is a soft dog leg right, with a lovely old cork tree on the dog leg. Your tee shot should be just over the right side of this tree.

The second shot up to the green plays longer than it looks. A very well guarded green has bunkers at the front and back. This green is not that deep, so your second shot has to be on the button.

Width of green: 27 m
Length of green: 19 m

Length:	357	329	248
Par:	4	4	4
S.I.:	7	7	7



5

Length:	195	163	140
Par:	3	3	3
S.I.:	15	15	15

Tip from the Pro

A fascinating par 3. Pretty flat layout, with a beautiful lake running along side it on the right hand side. On the left there is O.B. Bunkers all around the green. Mid to long iron shot is need to execute this hard hole, the best aiming point is between the two bunkers at the back of the green. This will leave you an uphill putt, on this large green. Walk away with a 3 and you will be happy.

Width of green: 19 m
Length of green: 31 m



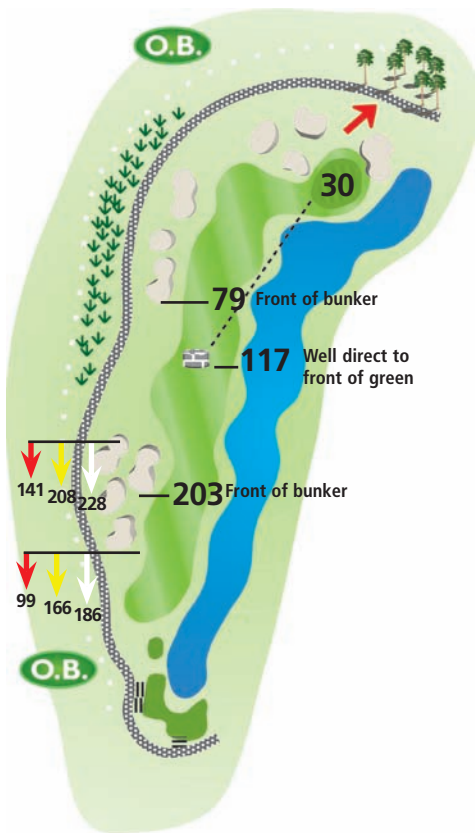
6

Tip from the Pro

This is one of the prettiest par 5s on the course. What it lacks in length it makes up for in difficulty. Water and very well bunkered. A driver is the best option off the tee, aiming just left of the water well in the middle of the fairway. The lake runs all the way down the right side of this hole, with the green hidden behind the reeds. If you are a longish hitter this is makeable with two good hits. If you are a normal person, play up to the corner, and leave yourself a short pitch for your third shot and you should make a par.

Width of green: 20 m
Length of green: 30 m

Length:	456	436	369
Par:	5	5	5
S.I.:	13	13	13



7

Length:	142	133	115
Par:	3	3	3
S.I.:	17	17	17

Tip from the Pro

A short par 3: elevated tee shot leads you down to a long but narrow green, bunkers on both sides of the green make the tee shot a little more difficult. The line on the tee is to hit your ball on the right half of the green as the ball always runs down to the left.

Width of green: 14 m
Length of green: 34 m



8

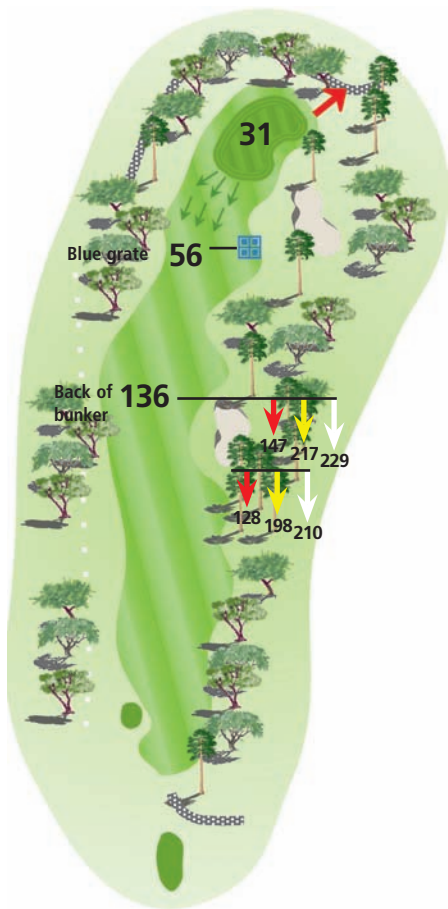
Tip from the Pro

Uphill double dog leg par 5. If you are walking this hole, you will need a rest at the end of it!! Your drive should be on the left side of the fairway, to open up the hole for your second shot, anything on the right will be blocked out, and leave you a very hard shot to get back into position. The second shot from the left hand side will give you a chance to place your second shot just at the bottom of the up slope to the green. The green is very large and always needs a firm approach shot. Everyone leaves their shot too short, aim for the top of the flag stick and hit it!

Width of green: 20 m

Length of green: 31 m

Length:	402	390	320
Par:	5	5	5
S.I.:	5	5	5



Ocean
Course

9

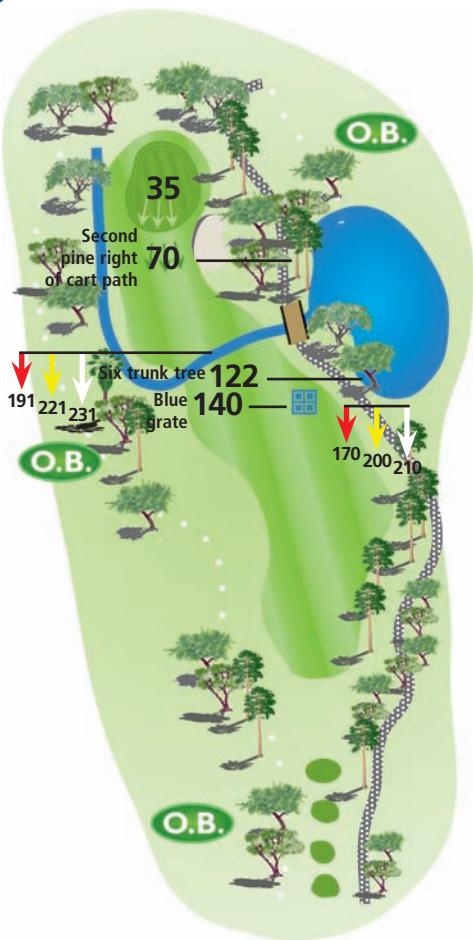
Length:	344	334	304
Par:	4	4	4
S.I.:	3	3	3

Tip from the Pro

A slight down hill tee shot is needed here on this long flowing dog leg left. A 3 wood might be the best club to play, as there is a cascading river running across the fairway and a lake on the right hand side. The line off the tee is just over the edge of the OB on the left hand side.

The second shot is one of the hardest shots on the course: cascading river on the left and a large bunker for the loose shot on the right, this is one of the biggest greens on the whole course and is two tiered. Not many players hit the ball over the back of the green here, it is very deceptive.

Width of green: 21 m
Length of green: 35 m



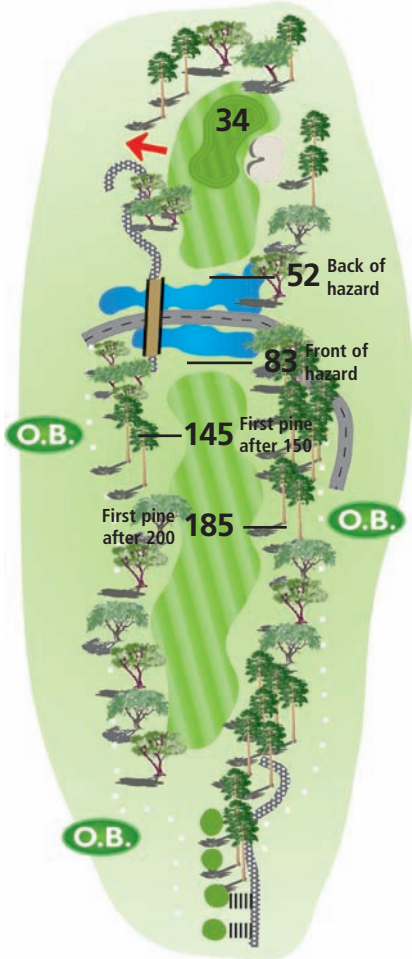
10

Tip from the Pro

This beautiful down hill par 5 is full of fun and games. OB on both sides of the fairway. Its elevated tee gives you a sense of greatness. Your drive should be aimed at the left half of the fairway as the ball nearly always rolls off to the right. At the bottom of the hill, you will have to make a choice of lying up short of the two water hazards crossing the fairway, or putting all your eggs in one basket and going for the big carry over them. The green has a bunker on the right to catch that weak third shot or aggressive second shot from the big hitters. The green is no picnic; take your time to read it well.

Width of green: 18 m
Length of green: 34 m

Length:	440	426	410
Par:	5	5	5
S.I.:	10	10	10



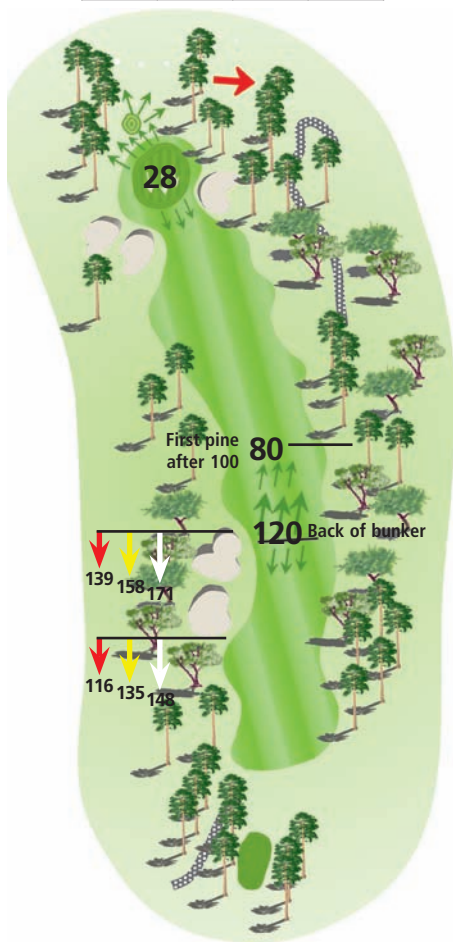
12

Tip from the Pro

Yet another straight hole with a blind tee shot. If you get your drive over the hill, it makes a birdie possible; however you are not able to get it over, your next shot will be blind and a bit hit and miss. The green is sloping away from the players and also slopes to the left, so your second shot should land a good few metres right of the flag, to let the ball trundle down to the hole.

Width of green: 23 m
Length of green: 28 m

Length:	307	294	275
Par:	4	4	4
S.I.:	8	8	8



13

Length:	149	138	98
Par:	3	3	3
S.I.:	18	18	18

Tip from the Pro

Uphill shortish par 3. Two tier green, bunkers at the front. If the flag is cut on the front, this hole is pretty straight-forward, however cut on the top tier and things become more difficult. Read this green very carefully, a 2 putt here is bonus.

Width of green: 16 m
Length of green: 35 m



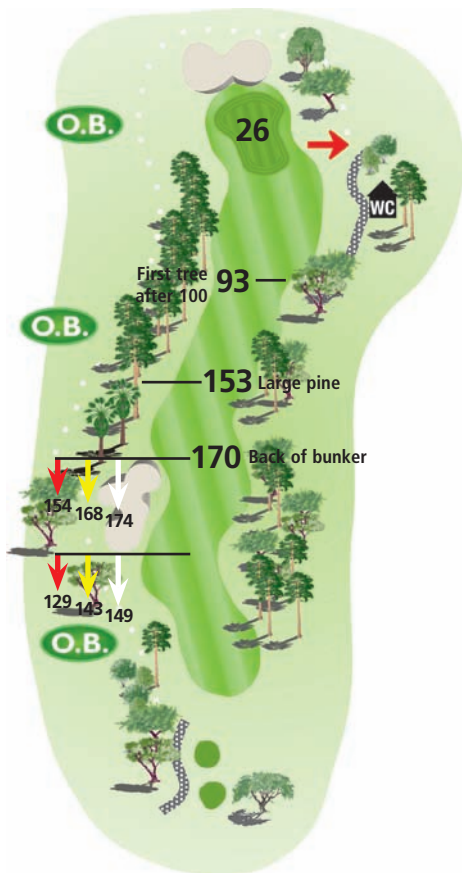
14

Tip from the Pro

A spectacular view guides you down this hole, Elevated tee, pointing you down to the ocean, it is a pretty straight hole, and the drive must be on the right hand side of the fairway, the second shot is deceptive as there is a hollow before the green which makes things look closer than they really are. You will have to fly the ball all the way to the hole on this one, or rely on lady luck!!

Width of green: 17 m
Length of green: 26 m

Length:	344	338	324
Par:	4	4	4
S.I.:	4	4	4



15

Tip from the Pro

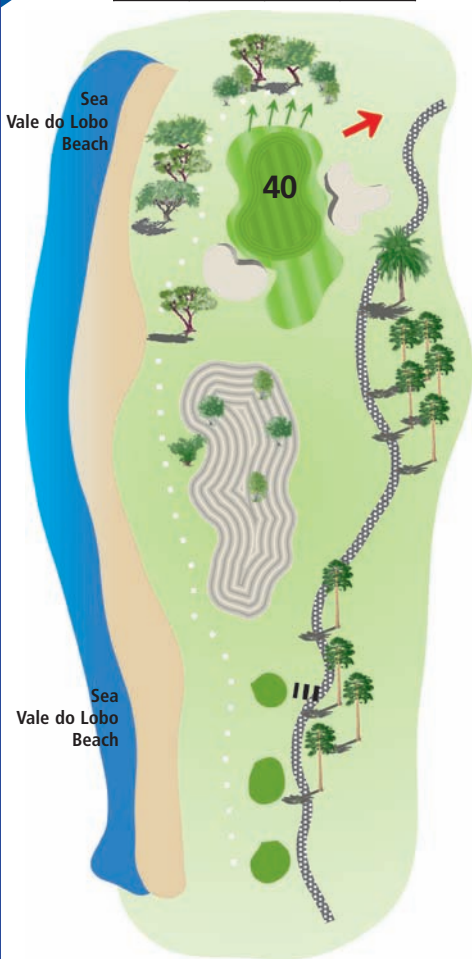
Looking from the tee on this breathtaking par 3, you have the spectacular blue ocean 50m from you; the hole runs parallel to the beach.

With no wind from the sea this hole is not easy; when the wind is blowing it can be a nightmare. OB on the left side, sandy waste area to carry before you reach the green grass and a well bunkered green. The green is big so you have a big landing area, if you choose to go for it. Get a 3 here and jump for joy!!

Width of green: 19 m

Length of green: 40 m

Length:	192	171	132
Par:	3	3	3
S.I.:	14	14	14



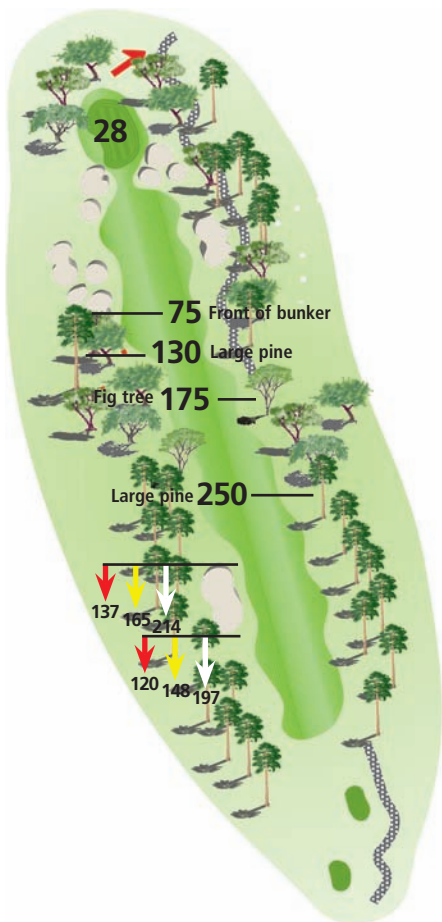
16

Tip from the Pro

The second par 5 and reachable in two shots, but it will not be easy. The best line of the tee is to clear the bunker on the right and benefit from the right to left downslope. With a good drive, the second shot is tough as it is a narrow approach to the green that will have to be negotiated with a long iron. Those who reach the green in two will have hit a pair of very decent golf shots and will deserve the birdie, or even the eagle, that comes their way.

Width of green: 15 m
Length of green: 28 m

Length:	481	432	404
Par:	5	5	5
S.I.:	6	6	6



17

Tip from the Pro

A medium-length par 3, with a big deep bunker at the front and righthand side of the green. A solid tee shot to the heart of the green, and you should make a par if you read the line and give your putt the correct speed. This green is very tricky.

Width of green: 21 m
Length of green: 28 m

Length:	146	137	126
Par:	3	3	3
S.I.:	16	16	16

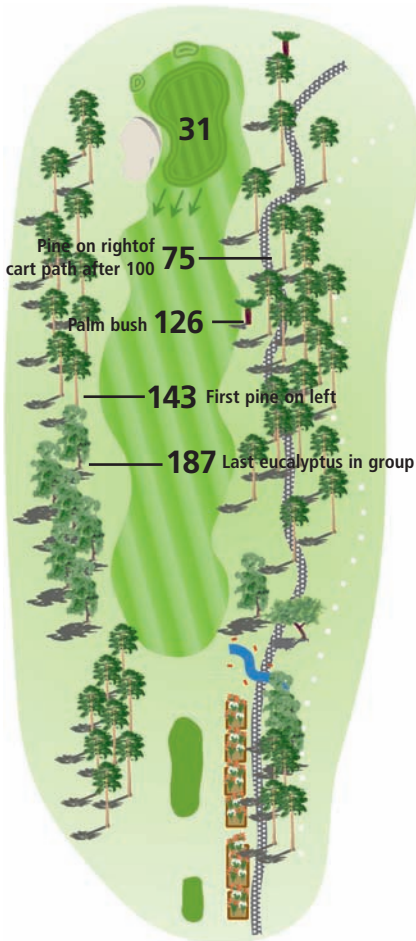


Length:	407	372	337
Par:	5	5	5
S.I.:	407	372	337

Tip from the Pro

The round starts with a tough par 4 and ends with an equally tough par 5. Forget the 407 metres on the tee-box, this hole plays much longer than that. It is uphill all the way, especially on the approach shot. A good drive will still need to be followed by something like a 5-iron and anything off-line is likely to be punishing. The player who hits this green from anywhere in the five-inch rough will merit special applause from those who are on the green.

Width of green: 17 m
Length of green: 31 m



COMPETITION

PLAYER A

HANDICAP

PLAYER B

HANDICAP

Hole	White	Yellow	Par	S.I.	A	B	C	D	Red	±
1	423	394	4	1					357	
2	287	281	4	9					263	
3	343	303	4	11					255	
4	357	329	4	7					248	
5	195	163	3	15					140	
6	456	436	5	13					369	
7	142	133	3	17					115	
8	402	390	5	5					320	
9	344	334	4	3					304	
Out	2983	2763	36						2371	



COURSE/SLOPE RATING

73.2/135



COURSE/SLOPE RATING

70.6/131



COURSE/SLOPE RATING

73.1/131

MARKERS SIGNATURE

PLAYERS SIGNATURE

Local Rules

The rules of The Royal and Ancient Golf Club of ST. Andrews will apply.

- ▶ A ball lying on a buggy path, tyre marks caused by tractor, machinery etc. "Through the green" may be lifted and dropped, without penalty, at the nearest point of relief, no nearer the hole, within one club length.
- ▶ If the wooden fencing along the side of the buggy paths interferes with the player's stance or swing, relief may be taken without penalty, at the nearest point of relief, no nearer the hole, within one club length.
- ▶ All fixed sprinkler heads and control boxes are immovable. Obstructions and relief from interference by them may be obtained under rule 24-2. In addition, if the sprinkler head intervenes with the line of play within two club lengths of the putting green, the ball may be lifted, cleaned and dropped at the nearest point to avoid such intervention.
- ▶ A ball lying in the garden landscaped areas on the 11th, 12th and 18th may be lifted and dropped, without penalty, no nearer the hole, within one club length.
- ▶ **Obstructions:** all "flower pot" rockery indicator signs are immovable obstructions. If the obstruction interferes with the player's stance or swing, nearest point of relief may be taken under rule 24-2b without penalty, within one club length, no nearer the hole.
- ▶ Stones and fir cones in bunkers are moveable obstructions. Rule 24-1 applies.
- ▶ **Out of bounds:** white marker posts, on and over all perimeter roads, boundary fences, all villa gardens.
- ▶ **Lateral water hazards:** red marker posts. Rule 26 applies.
- ▶ **Water hazards:** yellow marker posts. Rule 26 applies.
- ▶ **Ground under repair areas:** blue marker posts. Rule 25-1 applies.
- ▶ Sandy waste areas on the 7th & 15th are not hazards. The club may be grounded. Relief must be taken from landscaped areas, within one club length, no nearer the hole and remaining within the area. Relief from footmarks may be taken within these areas, no nearer the hole, within one club length.
- ▶ A ball lying within one club length of an unmarked drain on the fairway may be lifted and dropped, without penalty, within two club length, no nearer the hole.
- ▶ Fairway distance markers are to the front of the greens. **Handicap limits:** men - 28, ladies - 36.

Vale do Lobo accepts no responsibility for any accidents occurring on the Golf Course.

Please repair all ball marks and replace divots.

Soft spikes only.

