

Vale do Lobo Royal Golf Course



Your guide to mastering Royal Golf Course

DISTANCE GUIDE BY


CourseMaster




Royal Golf Course

Vale do Lobo was founded in 1962 and has developed over the years into one of the most famous resorts in Portugal.

Conveniently situated on the Algarve Coast, and only 20 kms from Faro Airport, Vale do Lobo is tucked away amongst umbrella pines with spectacular views of the Atlantic Ocean. The resort has developed into a unique haven, one that offers residents and guests alike a self-contained community with a range of exclusive properties, facilities and services that cannot be matched in the Algarve.

The two 18 hole golf courses offer hours of challenging golf. The Royal Golf Course set amongst lakes and lush vegetation takes players through pine and fig tree lined fairways. This superb test of golf includes three demanding par 3 holes, one of which is the much photographed original 7th, now the 16th of the Royal. This unique combination of links and inland golf provides an enjoyable challenge for golfers of all standards.

KEY



- ▶ All fairway measurements are in meters to the front of the green. measurements are taken from playing line opposite point unless otherwise noted.
- ▶ The greens on the hole diagrams are proportionately larger for reasons of clarity. green width measurements are taken from the widest part of the green.

CourseMaster

GOLF HOLIDAYS INTERNATIONAL LTD
www.golfholidaysonline.com

CALLE JAEN, 29670 SAN PEDRO DE ALCANTARA, MARBELLA (MALAGA), SPAIN

TEL: (+34) 952 853 227 • FAX: (+34) 952 852 228

215 MALVIEW DRIVE, SALT SPRING ISLAND, B.C. V8K 1B7

TELEPHONE: (250) 537-4754 • FAX: (250) 537-4751

info@coursemastergolfholidays.com

www.coursemastergolfholidays.com

© COPYRIGHT 2005, COURSE MASTER GOLF LTD. ALL RIGHTS RESERVED.

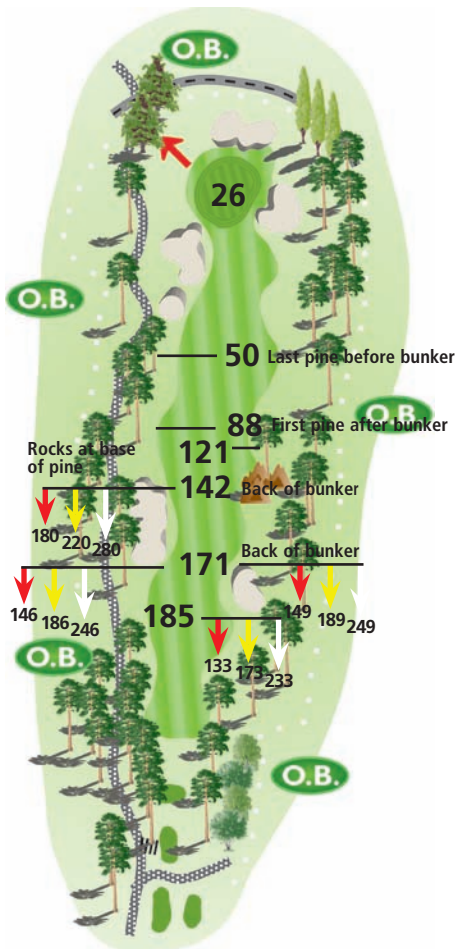
1

Tip from the Pro

It was Jack Nicklaus who said the toughest shot in golf is the opening shot of the round. So it is common for course designers to make things easy for the guy on the first tee: the opening drive on the Old Course at St. Andrews is the best example. But not all courses are as generous and this tee-shot is far from straightforward. A 430-metre par five to a slightly elevated green takes some reaching and depends upon a long and straight drive. The rough is punitive, the trees are downright obstructive. This is a tough start.

Width of green: 22 m
Length of green: 26 m

Length:	430	370	330
Par:	5	5	5
S.I.:	9	9	9



Royal Golf Course

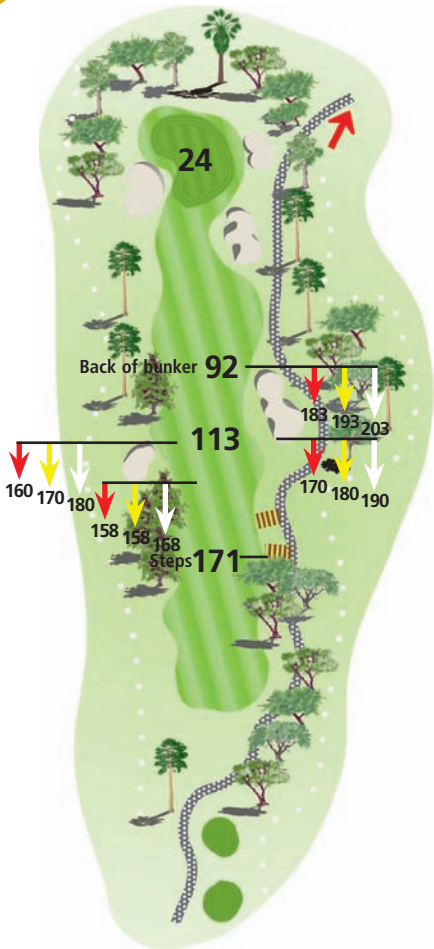
2

Tip from the Pro

Standing on the second tee, the players will exhale gently as they survey what lies in front of them. The fairway is open and inviting, the green less than 300 metres away. To go for the green with driver or lay up with an iron, that will be the question. The best policy may be to get into perfect position for a 9-iron or wedge approach to the green. It is one of the course's best opportunities to make birdie.

Width of green: 29 m
Length of green: 28 m

Length:	290	280	270
Par:	4	4	4
S.I.:	13	13	13



Royal Golf Course

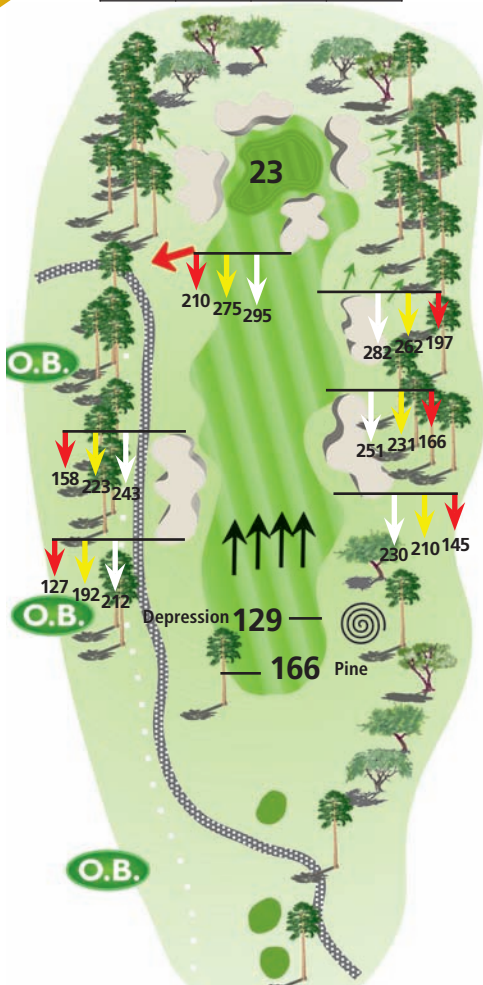
4

Tip from the Pro

Vale do Lobo's championship course teases all the time. There are a few short par-4s that are almost reachable in one and seem perfectly straightforward for those who chose to lay up. Yet the straightforwardness is more apparent than real. This is a fine example of what we speak of. Players may hit driver or 3-wood to take the early bunkers out of play but must be careful not to get so close to the green they cannot play a proper approach shot. The key is not to be above the hole or, worse still, through the green because the back to front slope is severe.

Width of green: 20 m
Length of green: 23 m

Length:	315	295	230
Par:	4	4	4
S.I.:	15	15	15



Royal Golf Course

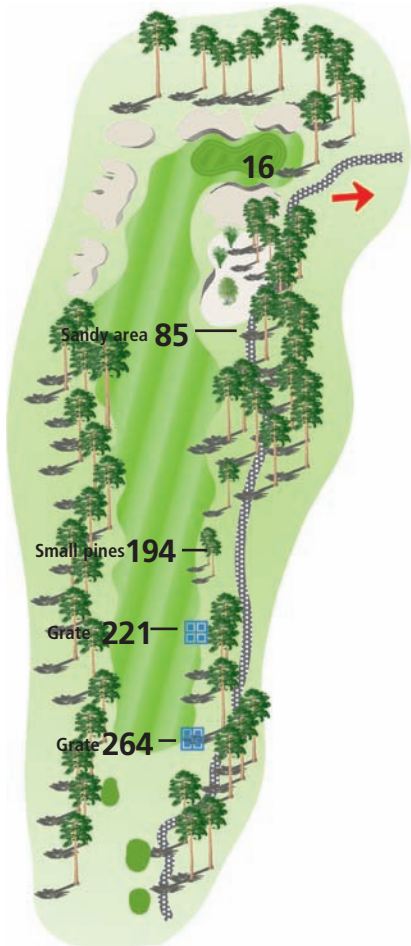
5

Tip from the Pro

First par 5 and reachable with two well-struck shots. Many will try to stay left side of the fairway to give a better view of the hole for the approach shot but that will make it a slightly longer shot. Those hitting their second shots from the right side will have to carry the wasteland and the front bunker that guards the green. Still others will seek their birdie in the conservative style: two straight shots, a wedge to the green and a putt.

Width of green: 34 m
Length of green: 16 m

Length:	470	455	380
Par:	5	5	5
S.I.:	7	7	7



Royal Golf Course

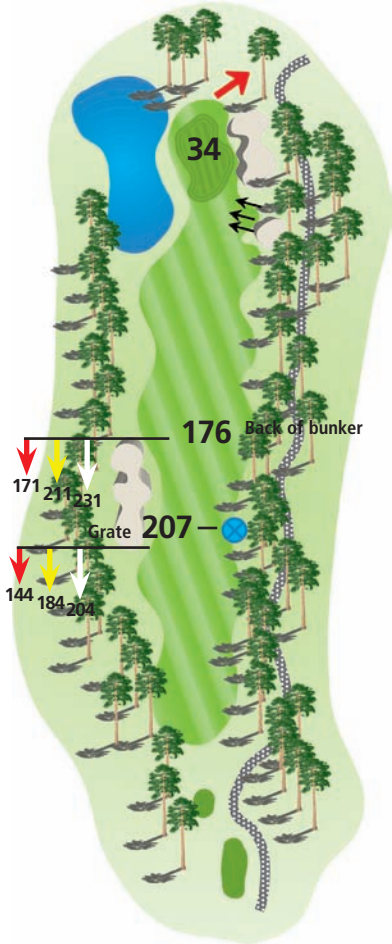
6

Tip from the Pro

This is a good par 4. Driver is the obvious option off the tee and for the long hitters, which is almost everyone nowadays, the temptation is to carry the bunker on the left and take advantage of the sloping fairway. Second shot is interesting because the green is long and narrow and it bends slightly to the left. Depending upon the pin position, it can be difficult to get the approach shot close to the flag. Four here is rarely a bad score.

Width of green: 17 m
Length of green: 34 m

Length:	395	375	335
Par:	4	4	4
S.I.:	1	1	1



Royal Golf Course

7

Tip from the Pro

Standing on the tee of this par 3, things look pretty hairy. A short or mid iron is needed to hit the green, water at the front and bunker at the back. A solid shot is needed in the middle of the green. The green can be tricky if you leave your tee shot above the hole.

Width of green: 28 m
Length of green: 19 m

Length:	150	120	100
Par:	3	3	3
S.I.:	17	17	17



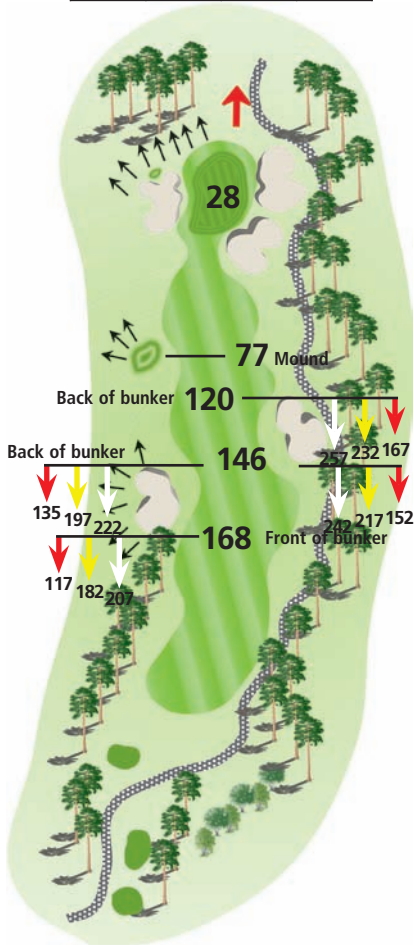
Royal Golf Course

Tip from the Pro

A wonderful dog leg left, elevated tee, your tee shot must be just right of the bunker on the corner of the dog leg, and long enough to land on that the top of the hill. Too short off the tee and you will leave yourself with one of the hardest second shots on the course. The second shot must be aimed a little on the right side of the green as the green slopes towards the left hand side bunker. This is one of the hardest greens on the course so be warned best to finish left of the flag.

Width of green: 18 m
Length of green: 28 m

Length:	385	360	295
Par:	4	4	4
S.I.:	5	5	5



9

Length:	155	135	110
Par:	3	3	3
S.I.:	11	11	11

Tip from the Pro

Fantastic par 3, this is a semi island green, water _ of the way around it. So water, water is every where!! A mid iron is needed. There is a bail out area in the right, but will leave you a nerve racking little pitch or chip. Best way to play it is to hit the centre of the green. The green is bigger than it looks from the tee. Good luck!!

Width of green: 26 m
Length of green: 27 m



Royal Golf Course

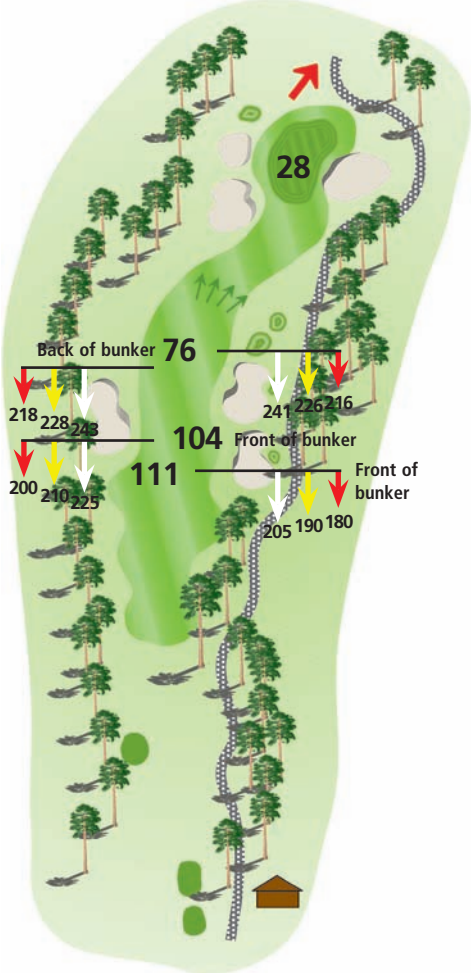
10

Length:	330	315	305
Par:	4	4	4
S.I.:	18	18	18

Tip from the Pro

Slight dog leg to the right, the green is down the bottom of the slope, invisible from the tee. Tee shot must be between the two bunkers and long enough to be able to see the green, otherwise you will have a blind second shot. For the long hitters, if you go to far left off the tee, the ball will run into big trouble. The best line is left edge of the right hand bunkers. Second shot is a short iron to a large green. Great birdie opportunity.

Width of green: 20 m
Length of green: 28 m



Royal Golf Course

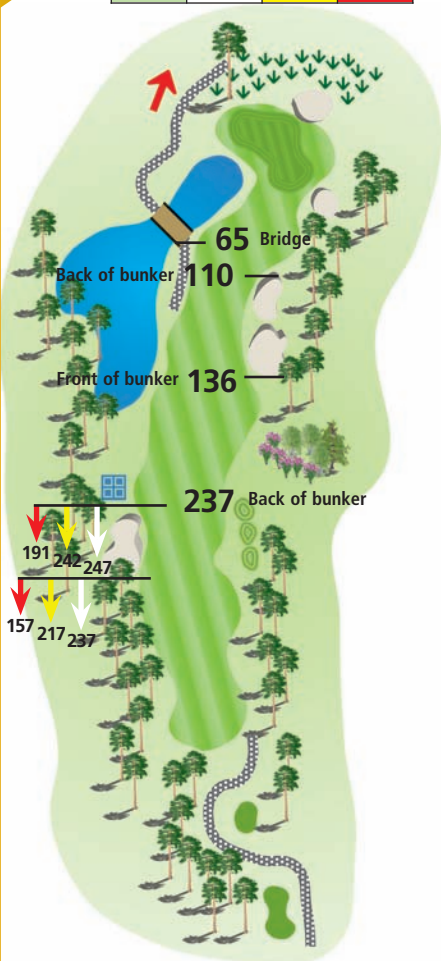
11

Length:	485	465	405
Par:	5	5	5
S.I.:	8	8	8

Tip from the Pro

When you play this hole you will have to play it as a par 5. It is a dog leg right at the very end of the hole. The tee shot is pretty straight forward, one bunker on the left, after which you have to be very careful of the two water hazards. Your second shot is best played to the corner just to the left of the corner bunkers, and then a short iron is left to the tricky green. If you go too far with your second shot, you will find the water for sure. The long hitters can make this green in two hits; the line for the second shot is way right over the big slope on the right. Very hard shot, you might make a birdie if you are lucky. Not to be taken on for the faint hearted.

Width of green: 23 m
Length of green: 30 m



Royal Golf Course

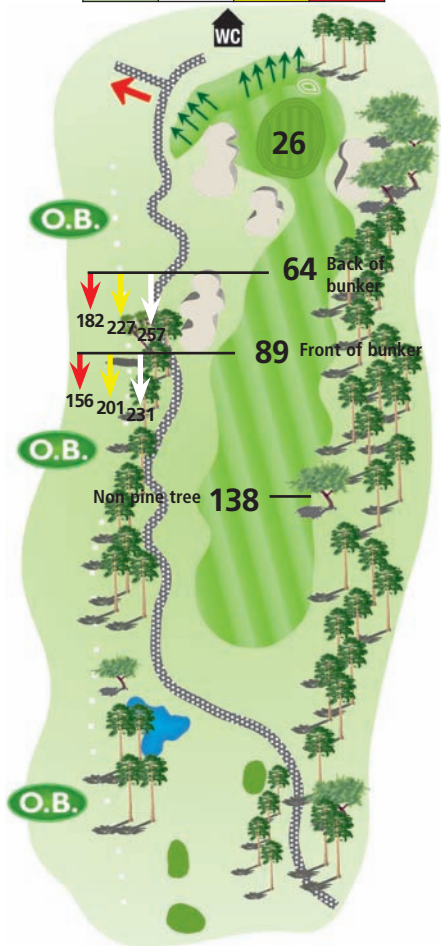
12

Tip from the Pro

The view from this elevated tee of this par 4 is impressive and it shows the need for the tee-shot to fly the valley and reach the top of the hill. Should this be achieved, the player has a clear view of the green for the approach shot. In normal conditions, reaching that part of the fairway should not be too difficult but if the wind blows, even moderately, this will become a different kettle of fish. Anything short of the top of the hill will mean a blind approach shot and all manner of unpleasant possibilities.

Width of green: 22 m
Length of green: 26 m

Length:	335	305	260
Par:	4	4	4
S.I.:	16	16	16



Royal Golf Course

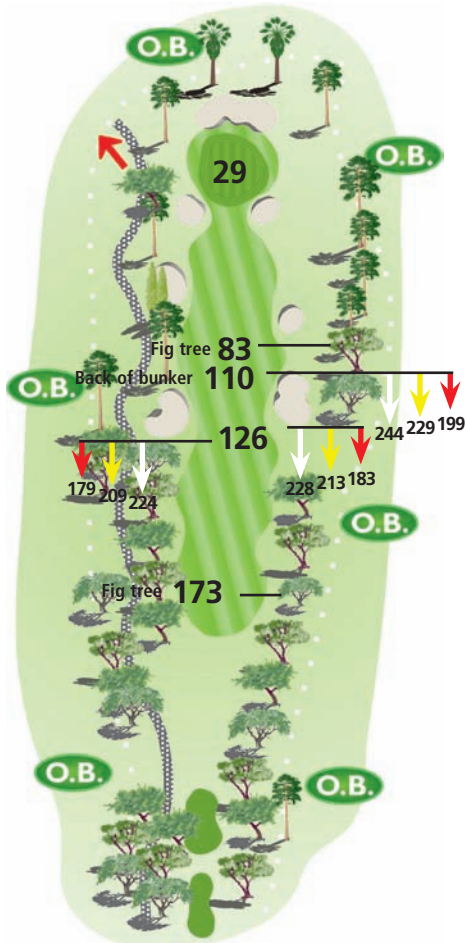
13

Tip from the Pro

Though the course encourages the use of the driver, it also puts a premium on accuracy. This hole cries out for a long and straight tee-shot, aimed to bisect the bunkers on each side of the fairway. Provided the drive is good, the approach shot is inviting as it is to an elevated but open green. Bunkers to the left and right and at the back of the green will pick up errant shots but the key to playing this hole well is getting into the right position with the tee-shot.

Width of green: 19 m
Length of green: 29 m

Length:	365	350	320
Par:	4	4	4
S.I.:	2	2	2



Royal Golf Course

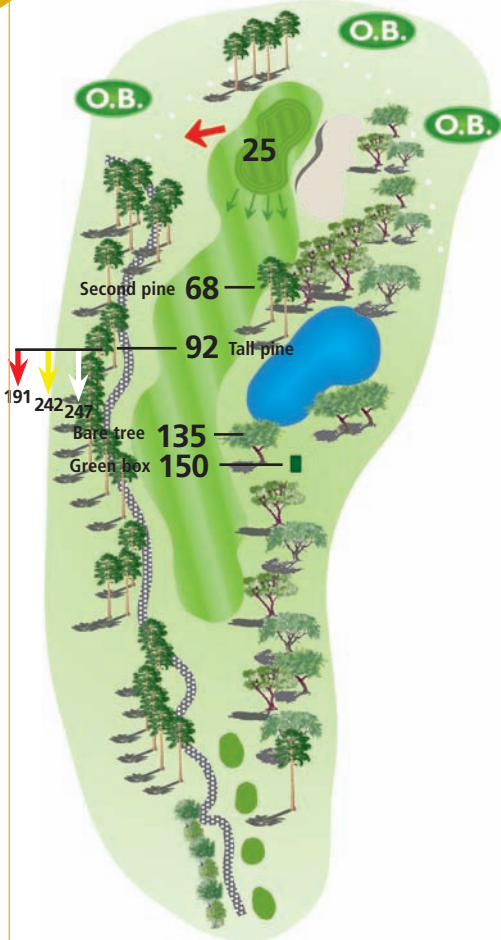
14

Tip from the Pro

Dog-legs don't come much better than this par 4. The tee stands high above the L-shaped fairway and brings into stark relief the dark possibilities. Use driver or 3-wood and accept the need to cut the drive around the corner or take an iron and settle for a position at the corner, leaving a 7 or 8-iron approach. Any second shot that goes past the pin or misses the green on the left will be a problem as the severe left to right slope makes this one of the toughest putting surfaces on the course.

Width of green: 14 m
Length of green: 25 m

Length:	355	330	310
Par:	4	4	4
S.I.:	4	4	4



Royal Golf Course

15

Tip from the Pro

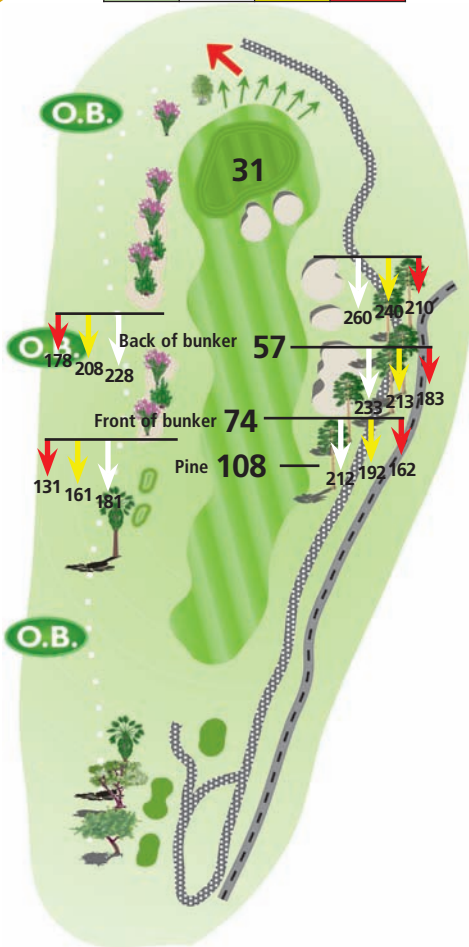
When the players walk onto the 15th tee and survey the scene before them, they will be astonished by its beauty. The green lies about 300 metres away, seeming to sit on blue ocean beyond. The scene will lift their spirits, as will the challenge that lies before them. This is definitely one of the less difficult par 4s, a short hole with an almost flat green. The longest of the long hitters will be tempted to go for the green but will be discouraged by the sprawling wasteland that must be carried. A safer option is an iron to the generous fairway and wedge to the green. Every player will see this as a birdie hole but the more perceptive will recall that when the wind blows, some players hit their tee-shots out of bounds on this hole.

Width of green: 21 m
Length of green: 31 m



Royal Golf Course

Length:	295	275	245
Par:	4	4	4
S.I.:	10	10	10



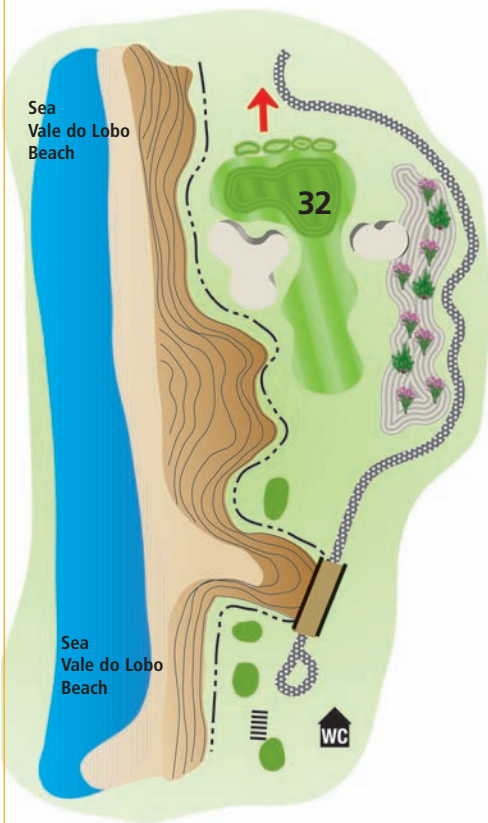
16

Tip from the Pro

If the tenth is a straightforward par 4, it is also the calm before the storm. As well as being one of the most spectacular and breathtaking par 3s in world golf, this is also one of the toughest. Depending on the precise placing of the tee, the 16th can play 214 metres. That is a long way when the route is along a cliff edge and strewn with danger. If the prevailing wind blows, some shots will start out over Vale do Lobo's magnificent beach and God knows where they will end up. Hitting the green is tough and then there is the problem of a steeply sloping green. A hole made to lift the hearts of those who watch while breaking the hearts of those who play.

Width of green: 32 m
Length of green: 32 m

Length:	214	190	120
Par:	3	3	3
S.I.:	14	14	14



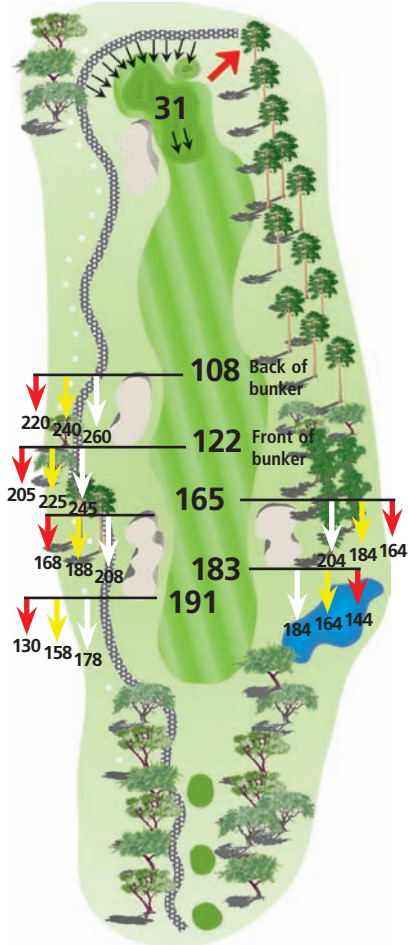
Royal Golf Course

Length:	370	350	330
Par:	4/5	4/5	4/5
S.I.:	6	6	6

Tip from the Pro

Not exactly a dawdle after the nerve-jangling experience of the 16th. The uphill fairway is not wide and to have the best chance of a good approach, it is better to play down the right side. Anything left obscures the view of the green and will make it difficult to get near the left pin position. Neither is getting on the green sufficient here because the two-tiered nature of the putting surface means it is essential to hit the right part of the green. Not an easy par 4.

Width of green: 19 m
Length of green: 31 m



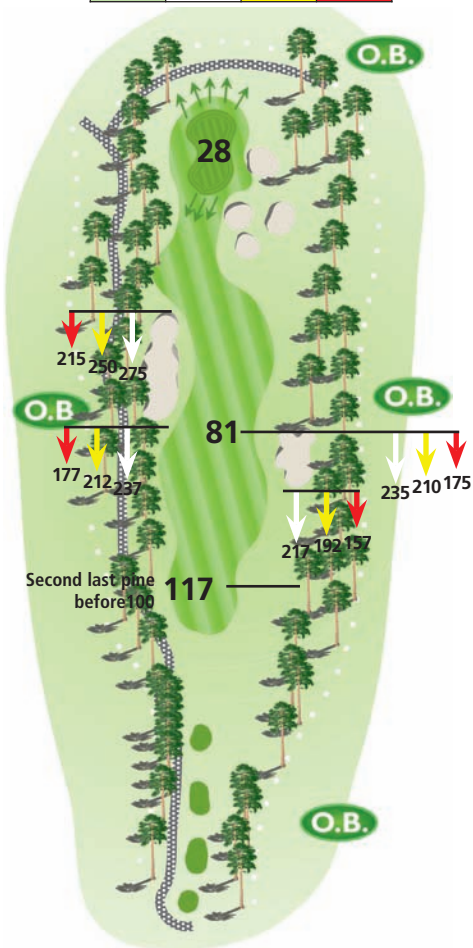
18

Length:	330	305	270
Par:	4	4	4
S.I.:	12	12	12

Tip from the Pro

An iron will suffice off the tee leaving just a short nine-iron or wedge approach. Though it will seem an easy enough birdie hole to the professionals, making that score relies upon the quality of the approach. The green is narrow and it slopes steeply from left to right. Anything hit left of the pin will leave the most treacherous of putts and is unlikely to result in a birdie.

Width of green: 13 m
Length of green: 28 m



Royal Golf Course

COMPETITION

PLAYER A

HANDICAP

PLAYER B

HANDICAP

Hole	White	Yellow	Par	S.I.	A	B	C	D	Red	±
1	430	370	5	9					330	
2	290	280	4	13					270	
3	390	380	4	3					315	
4	315	295	4	15					230	
5	470	455	5	7					380	
6	395	375	4	1					335	
7	150	120	3	17					100	
8	385	360	4	5					295	
9	155	135	3	11					110	
Out	2983	2770	36						2365	



COURSE/SLOPE RATING

73.2/134



COURSE/SLOPE RATING

71.3/129



COURSE/SLOPE RATING

72.5/129

MARKERS SIGNATURE

PLAYERS SIGNATURE

Local Rules

The rules of the Royal and Ancient Golf Club of St. Andrews will apply.

- ▶ A ball lying on a buggy path, tyre marks caused by tractor, machinery etc. "through the green" may be lifted and dropped, without penalty, at the nearest point of relief, no nearer the hole, within one club length.
- ▶ If the wooden fencing along the side of the buggy paths interferes with the player's stance or swing, relief may be taken without penalty, at the nearest point of relief, no nearer the hole, within one club length.
- ▶ All fixed sprinkler heads and control boxes are immovable obstructions and relief from interference by them may be obtained under Rule 24-2. In addition, if the sprinkler head intervenes with the line of play within two club lengths of the putting green, the ball may be lifted, cleaned and dropped at the nearest point to avoid such intervention.
- ▶ A ball lying within one club length of an unmarked drain on the fairway may be lifted and dropped without penalty, within two club lengths, no nearer the hole.
- ▶ Stones and fir cones in bunkers are moveable obstructions. Rule 24-1 applies.
- ▶ Out of bounds: White marker posts, on and over all perimeter roads, boundary fences, all villa gardens.
- ▶ Lateral water hazards: Red marker posts. Rule 26 applies.
- ▶ Water hazards: Yellow marker posts. Rule 26 applies.
- ▶ Ground under repair areas: Blue marker posts. Rule 25-1 applies.
- ▶ Sandy waste areas on the 5th, 15th & 16th are not hazards. The club may be grounded. Relief must be taken from landscaped areas, within one club length, no nearer the hole and remaining within the area. Relief from footmarks may be taken within these areas, no nearer the hole, within one club length.
- ▶ Fairway distance markers are to the front of the greens. Handicap limits: Men - 27 Ladies - 35

Vale do Lobo accepts no responsibility for any accidents occurring on the golf course.

Please repair all ball marks and replace divots.

Soft spikes only.

